

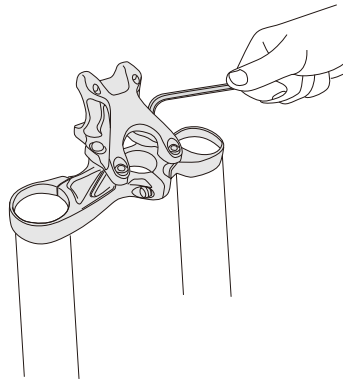
Stem Instructions

SM-MB003

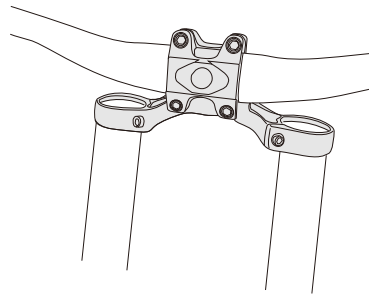
- Full cnc made, unique light design
- Bar ball size is 35mm, us the 35 handlebar can get more stiffness
- To fix the downhill fork
- Has been approved by EN test standards.

- ▶ Material: AL6061-T6
- ▶ Offset height: 25mm
- ▶ Direct mount: boxxer
- ▶ Handle bar clamp 35mm

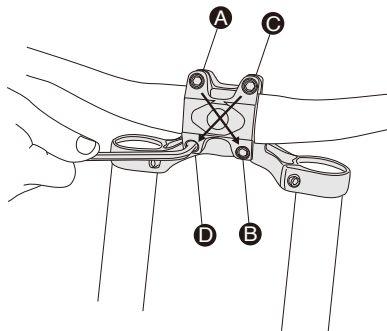
- 1** Tightening both sides of stem bolts.
Tightening Torque: MAX 6N.m.



- 3** To make sure all bolts are tightened.



- 2** Tightening the stem cap in sequence of (A→B→C→D).
Tightening Torque: MAX 6N.m.



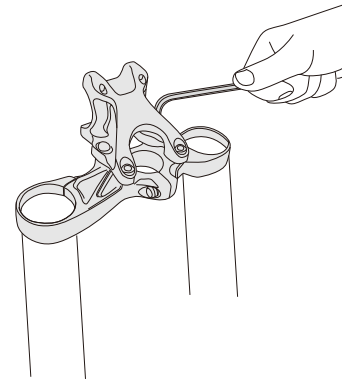
使用說明書

SM-MB003

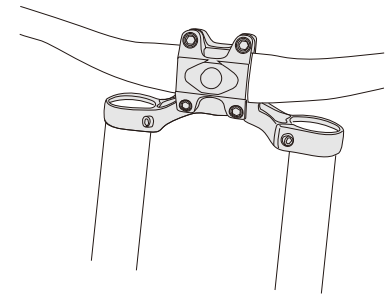
- 全CNC製造呈現完美的外觀與精準的尺寸
- 鎖手把處加大直徑至35mm非常有效改變整體強度
- 直接鎖固於前叉肩蓋需配合特定的前叉
- 適合下坡車款使用
- 已通過EN標準測試

- ▶ 材質: 鋁合金6066-T6
- ▶ 偏移角度: 25mm
- ▶ 可直接安裝於前叉肩蓋上
- ▶ 車手豎管直徑 : 35mm

- 1** 鎖緊左右兩側固定前叉立管螺絲，建議扭力值MAX 6N.m。



- 3** 組裝完成後請確認所有螺絲都有確實鎖緊。



- 2** 利用工具鎖緊STEM前蓋並且請依順序鎖緊，鎖緊扭力MAX 6N.m(A→B→C→D)。

