

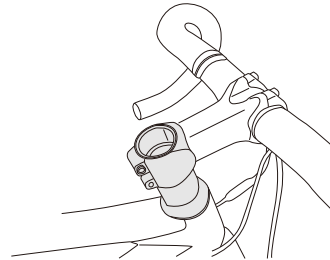
Stem Instructions

SM-RA001

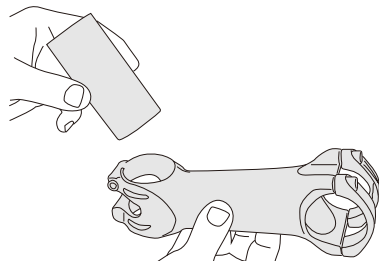
- Full CNC made, unique light design
- Alloy 6066 material effectively enhance the overall stiffness and improve hard to stress Corrosion.
- Bar bore size is 35mm, use the 35 handlebar can get more stiffness
- 80-140mm length, 7 size can choice
- Has been approved by EN test standards.

- ▶ Material: AL6066-T6.
- ▶ Fork stack hight 40mm fork tube 31.8mm.
- ▶ Spec: 80~140mm, angle: ±8 degree.
- ▶ Handle bar clamp 35mm.

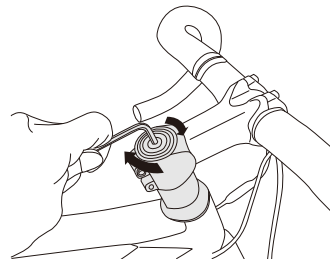
- 1 Cut extra length of the fork steering tube, min. fork steerer length cannot be shortened than upper bolt.



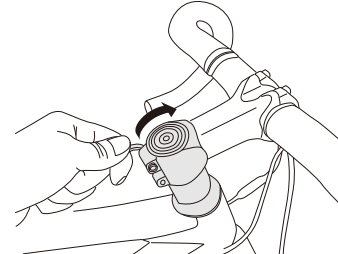
- 2 Add a shim if the fork steering tube is 28.6mm.



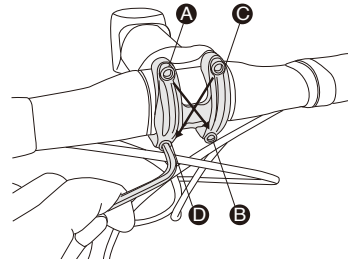
- 3 Tightening the top cap against headset.



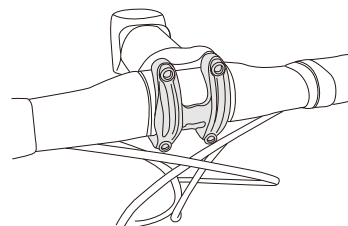
- 4 Tightening both sides of stem bolts. Tightening Torque: MAX 6N.m.



- 5 Tightening the stem cap in sequence of (A→B→C→D). Tightening Torque: MAX 6N.m.



- 6 To make sure all bolts are tightened.



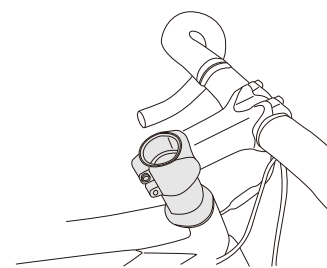
使用說明書

SM-RA001


- 全CNC製造呈現完美的外觀與精準的尺寸
- 採用特殊AL-6066材料可有效提升剛性並減少應力腐蝕
- 鎖手把處加大直徑至35mm非常有效改變整體強度
- 多尺寸的長度提供更多選擇
- 已通過EN標準測試

- ▶ 材質: 鋁合金6066-T6
- ▶ 長度: 80~140mm, 角度: ±8度
- ▶ 立管高度: 40mm, 前叉豎管: 31.8mm
- ▶ 車手豎管直徑: 35mm

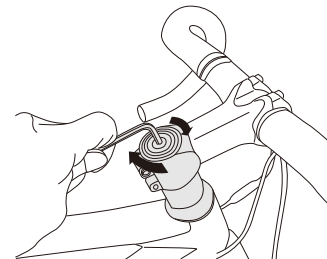
- 1 切除多餘的前叉立管，最低長度勿短於上方螺絲。



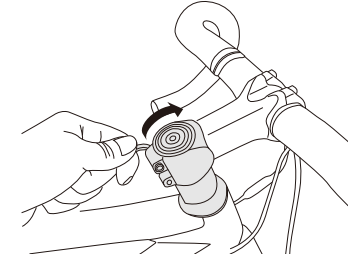
- 2 如前叉立管尺寸為28.6mm，請增加轉換墊片。



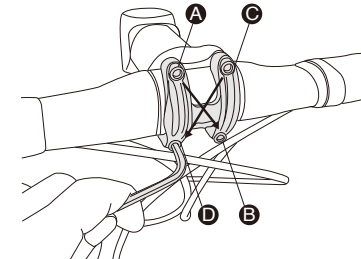
- 3 將上蓋鎖緊迫緊前叉頭碗組，旋轉車把手檢查順暢度。



- 4 鎖緊左右兩側固定前叉立管螺絲，建議扭力值 MAX 6N.m。



- 5 利用工具鎖緊立管前蓋並且請依順序鎖緊，鎖緊扭力MAX 6N.m (A→B→C→D)。



- 6 組裝完成後請確認所有螺絲都有確實鎖緊。

